







Order and Quote Form

Made-to-Length Linear Drainage

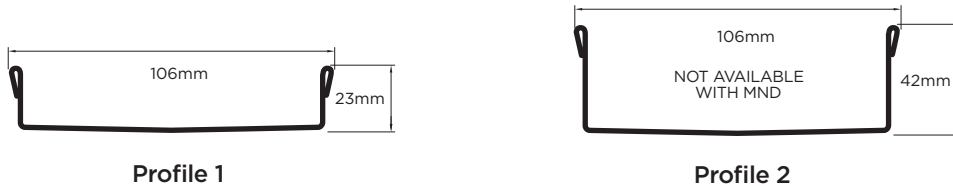


Select Grate Style

| | | | | | |
|---|---|---|--|---|---|
|  |  |  |  |  |  |
| <input type="checkbox"/> AR Architectural 2mm wire 2.5mm gap | <input type="checkbox"/> TR Standard 3mm wire 5mm gap | <input type="checkbox"/> PS Punched Slot | <input type="checkbox"/> MND Marc Newson | <input type="checkbox"/> PAS Punched Angle Slot | <input type="checkbox"/> PPS Punched Perpendicular Slot |

Tray Profiles

100 Range



65 Range



Specify Size, Outlet and Profile Required

Drain 1

mm

Profile Required
 1 2 3 4

Outlet Size
 38mm 44mm 51mm
 63mm 76mm 89mm

mm

Drain 2

mm

Profile Required
 1 2 3 4

Outlet Size
 38mm 44mm 51mm
 63mm 76mm 89mm

mm

Drain 3

mm

Profile Required
 1 2 3 4

Outlet Size
 38mm 44mm 51mm
 63mm 76mm 89mm

mm

Please Note
 See AS3500 standard & local regulator for specific outlet/drain requirements.
 Outlet Size must be smaller than selected Range.
 MND grate style not available with Profiles 2 or 4.
 Stainless Steel Grade is 316 unless specified.
 Fast 3 day dispatch is for single outlet drains, no longer than 3000mm.
 Fast 5 day dispatch for drains with multiple outlets or over 3000mm.
 Made-to-Length (MTL) minimum charge of 800mm.
 Grates longer than 1500mm are supplied in multiple sections.
 Channels are a maximum 3000mm in one piece, channels over 3000mm are supplied in multiple sections with joiner.
 Orders received after 11am are processed as next working day.
 +/- 2mm tolerance on dimensions.

Full Name

Company Name

Telephone

Email Address

Order Number **Stormtech Quote Number**

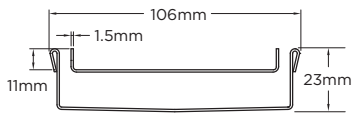
Signature

Order and Quote Form

Made-to-Length Tile Insert Drain

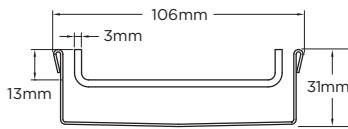


Tray Profiles 100 Range



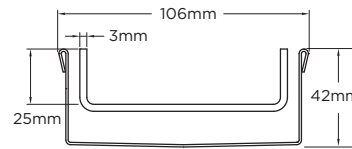
Profile 1

Suits tiles up to 10mm thick
100Tii20MTL



Profile 2

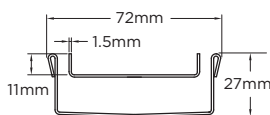
Suits tiles up to 12mm thick
100Tii30MTL



Profile 3

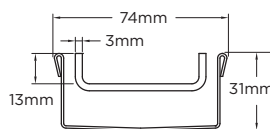
Suits tiles up to 25mm thick
100Tii40MTL

65 Range



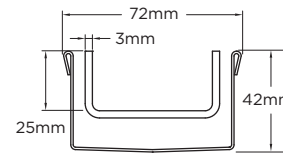
Profile 4

Suits tiles up to 10mm thick
65Tii25MTL



Profile 5

Suits tiles up to 12mm thick
65Tii30MTL

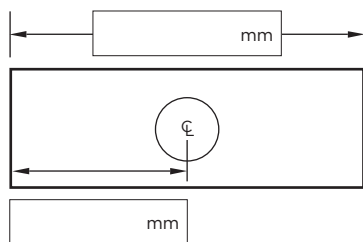


Profile 6

Suits tiles up to 25mm thick
65Tii40MTL

Specify Size, Outlet and Profile Required

Drain 1



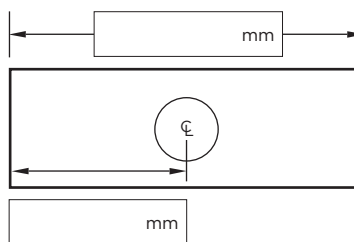
Profile Required

- 1 2 3
 4 5 6

Outlet Size

- 38mm 44mm 51mm
 63mm 76mm 89mm

Drain 2



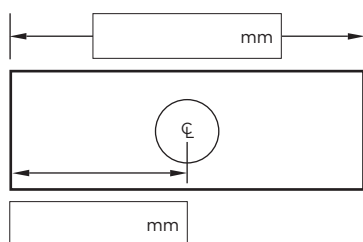
Profile Required

- 1 2 3
 4 5 6

Outlet Size

- 38mm 44mm 51mm
 63mm 76mm 89mm

Drain 3



Profile Required

- 1 2 3
 4 5 6

Outlet Size

- 38mm 44mm 51mm
 63mm 76mm 89mm

Please Note

See AS3500 standard & local regulator for specific outlet/drain requirements.
 Outlet Size must be smaller than selected Range.
 Stainless Steel Grade is 316 unless specified.
 Fast 3 day dispatch is for single outlet drains, no longer than 3000mm.
 Fast 5 day dispatch for drains with multiple outlets or over 3000mm.
 Made-to-Length (MTL) minimum charge of 800mm.
 Orders received after 11am are processed as next working day.
 Tile Inserts longer than 1200mm are supplied in multiple sections.
 Channels are a maximum 3000mm in one piece, channels over 3000mm are supplied in multiple sections with joiner.
 +/- 2mm tolerance on dimensions.

Full Name

Company Name

Telephone

Email Address

Order Number

Stormtech Quote Number

Signature